



INFLUENZA SEASON 2020-21 SURVEILLANCE SUMMARY

KICK THE FLU SUMMIT SEPTEMBER 15, 2021

Whitney Webber, MS
Epidemiologist II

Maci Guzman, MPH
Epidemiologist I

Epidemiology and Immunization Services Branch
County of San Diego Health and Human Services Agency





5 Reasons Influenza Surveillance Matters

1. To measure population impact
2. To identify outbreaks and severe illness trends
3. To identify novel influenza strains
4. To assess match of circulating strains to vaccine
5. To provide surveillance data to stakeholders

INFLUENZA SURVEILLANCE ACTIVITIES



LIVE WELL
SAN DIEGO



**Case Reporting
and
Data Collection**



**Data
Analysis**



**Sentinel
Sites**



**Syndromic
Surveillance**



**Laboratory
Testing**



**Media
Requests**



**Outbreak
Detection**



**Preparing
Reports**

A SEASON UNLIKE ANY OTHER

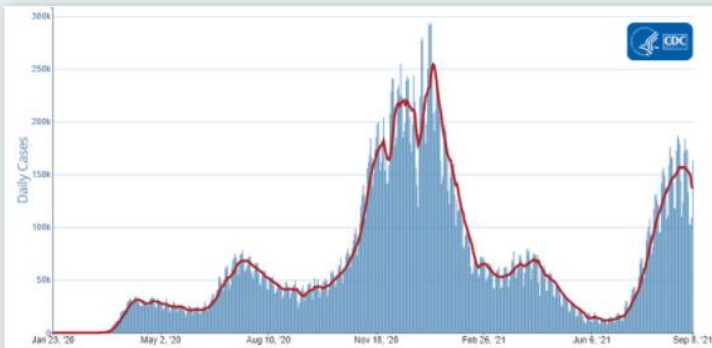


The San Diego Union-Tribune

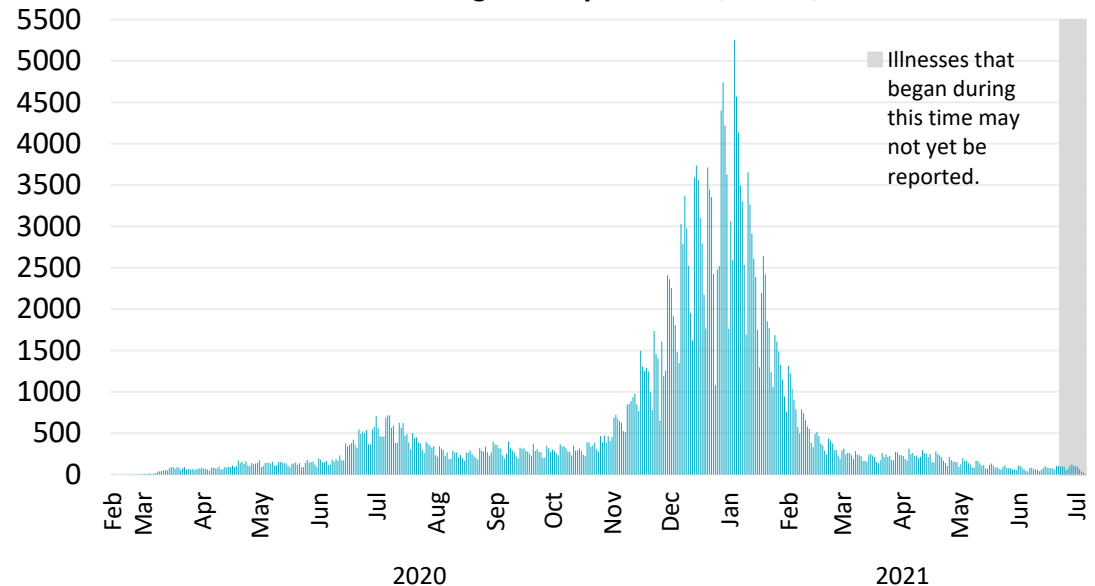
Amid COVID-19 pandemic, flu has disappeared in the US

Daily Trends in COVID-19 Cases in the United States Reported to CDC

7-Day moving average



Confirmed COVID-19 Cases by Date of Illness Onset*
San Diego County Residents, N=283,376



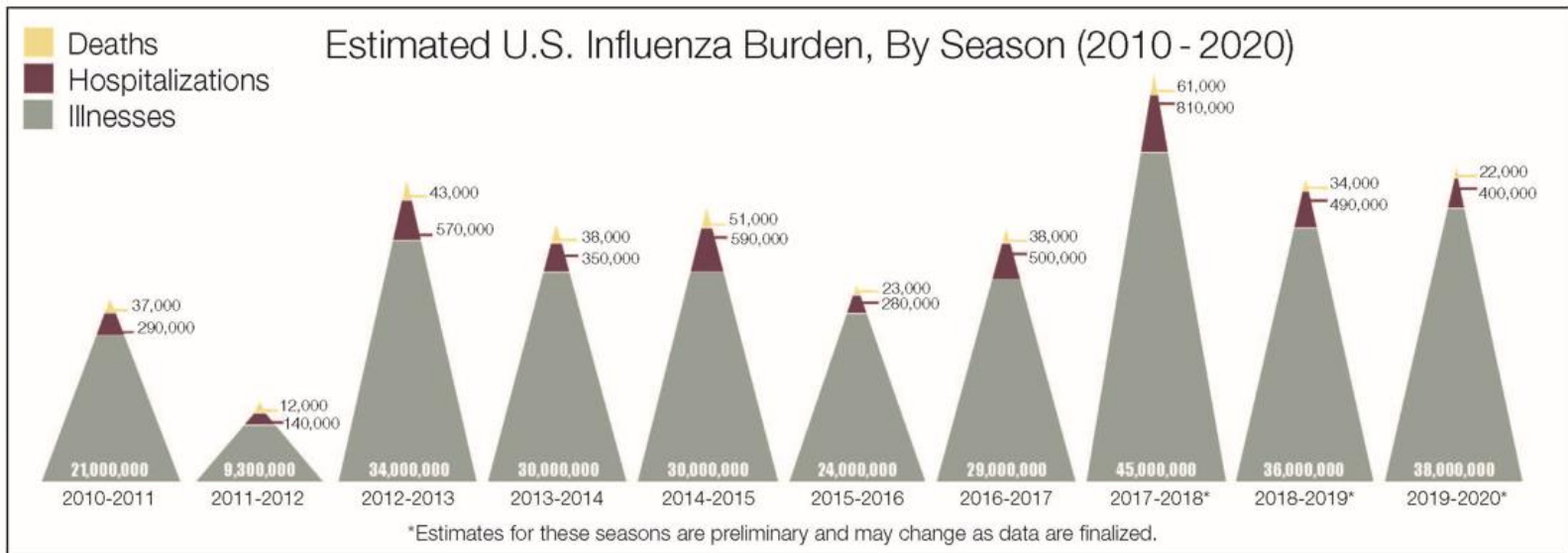
2020-21 SEASON SUMMARY

July 1, 2020 - June 30, 2021



National influenza data –

Estimated Influenza Disease Burden, by Season United States, 2010-11 through 2019-20 Influenza Seasons



2020-21 SEASON SUMMARY

July 1, 2020 - June 30, 2021

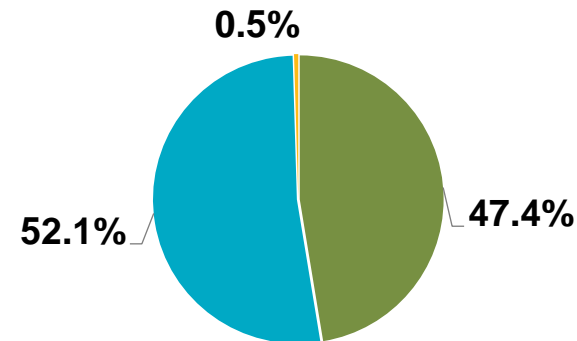


TOTAL REPORTED INFLUENZA CASES

N=844

2 Flu Deaths

0 Outbreaks



■ Influenza A ■ Influenza B ■ Influenza, type unknown

Table 1. Influenza Surveillance Indicators.

Surveillance Indicator	2020-21 Season	2019-20 Season	Prior 3-Season Average*
All influenza detections reported (rapid or PCR)	844	20,711	17,073
Number of influenza-related outbreaks reported [∞]	0	61	68
Number of influenza-related deaths reported [^]	2	108	176

*Includes FYs 2017-18, 2018-19, and 2019-20. Influenza season is July 1 – June 30, Weeks 27-26.

[∞]At least one case of laboratory-confirmed influenza in a setting experiencing two or more cases of influenza like illness (ILI) within a 72-hour period.

Total confirmed influenza outbreaks in prior seasons: 62 in 2019-20, 25 in 2018-19, and 119 in 2017-18.

[^]Current FY deaths are shown by week of report; by week of death for prior FYs. Total deaths reported in prior seasons: 108 in 2019-20, 77 in 2018-19, and 343 in 2017-18.

Preliminary Results

Data Source: San Diego County Communicable Disease Registry

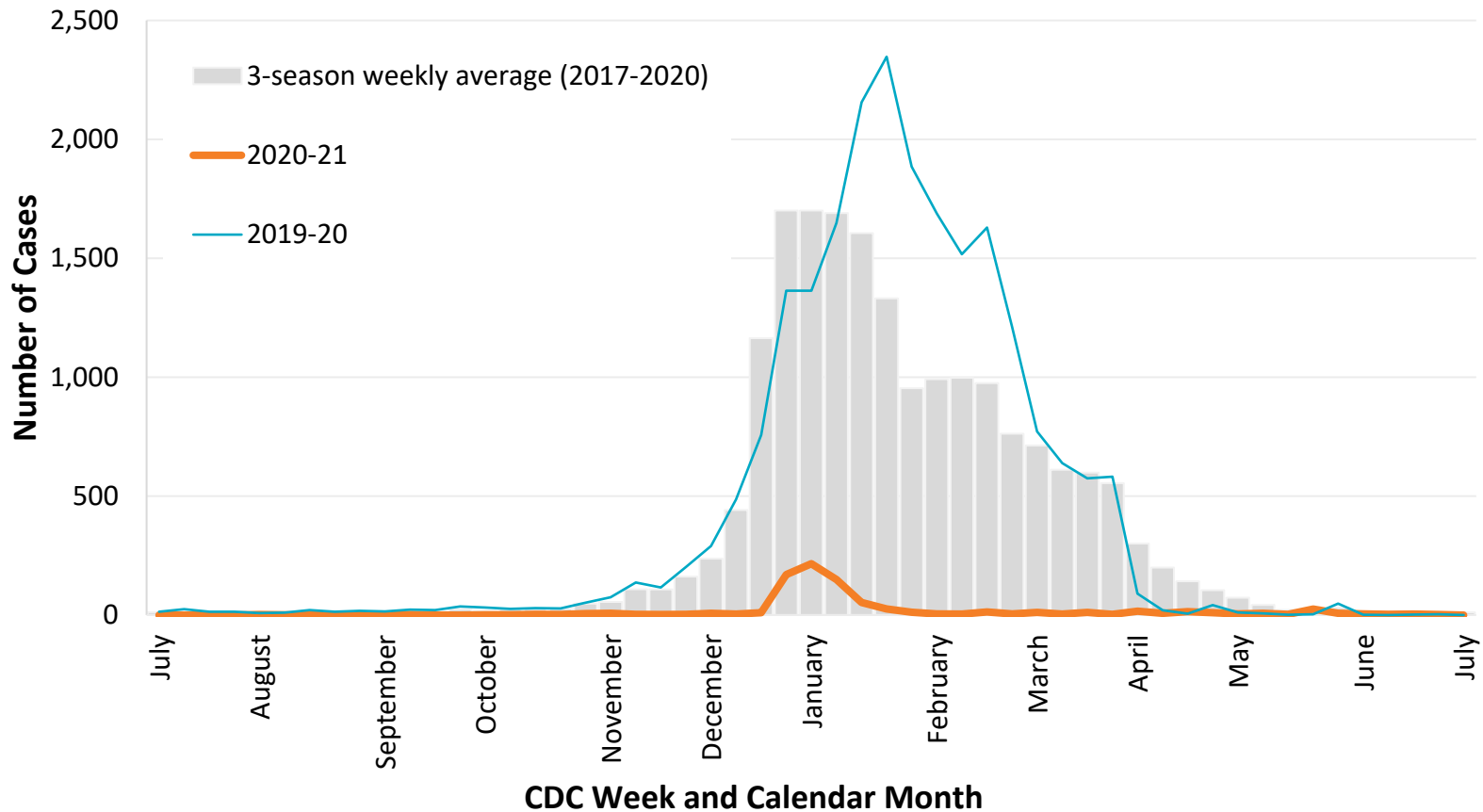
Prepared by County of San Diego, Health & Human Services Agency, Public Health Services, Epidemiology and Immunization Services Branch

2020-21 SEASON SUMMARY

July 1, 2020 - June 30, 2021



San Diego County Influenza Detections by Week of Report



Preliminary Results

Data Source: San Diego County Communicable Disease Registry

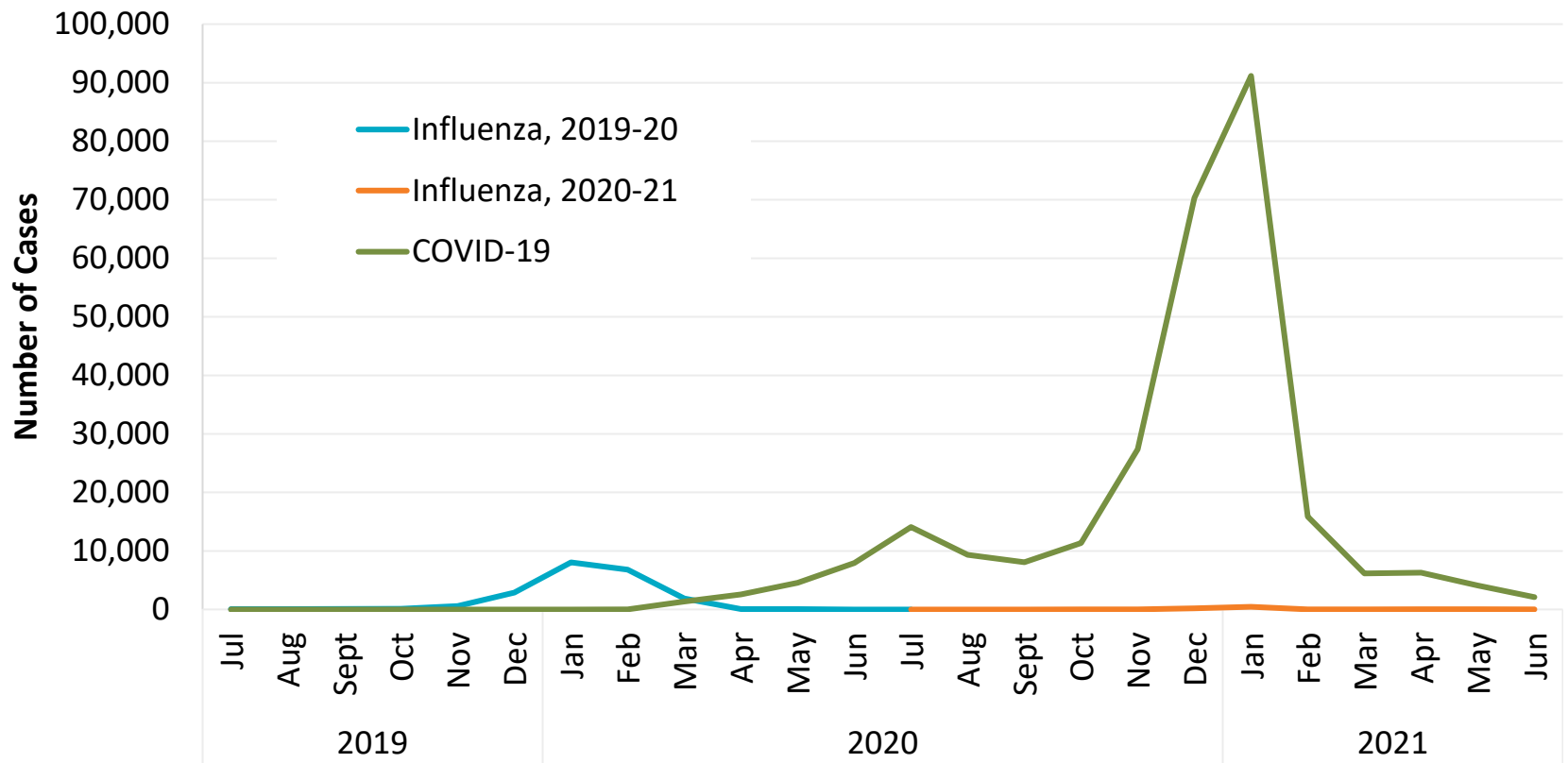
Prepared by County of San Diego, Health & Human Services Agency, Public Health Services, Epidemiology and Immunization Services Branch

2020-21 SEASON SUMMARY

July 1, 2020 - June 30, 2021



San Diego County Influenza and COVID-19 Infections by Month of Report



Preliminary Results

Data Source: San Diego County Communicable Disease Registry

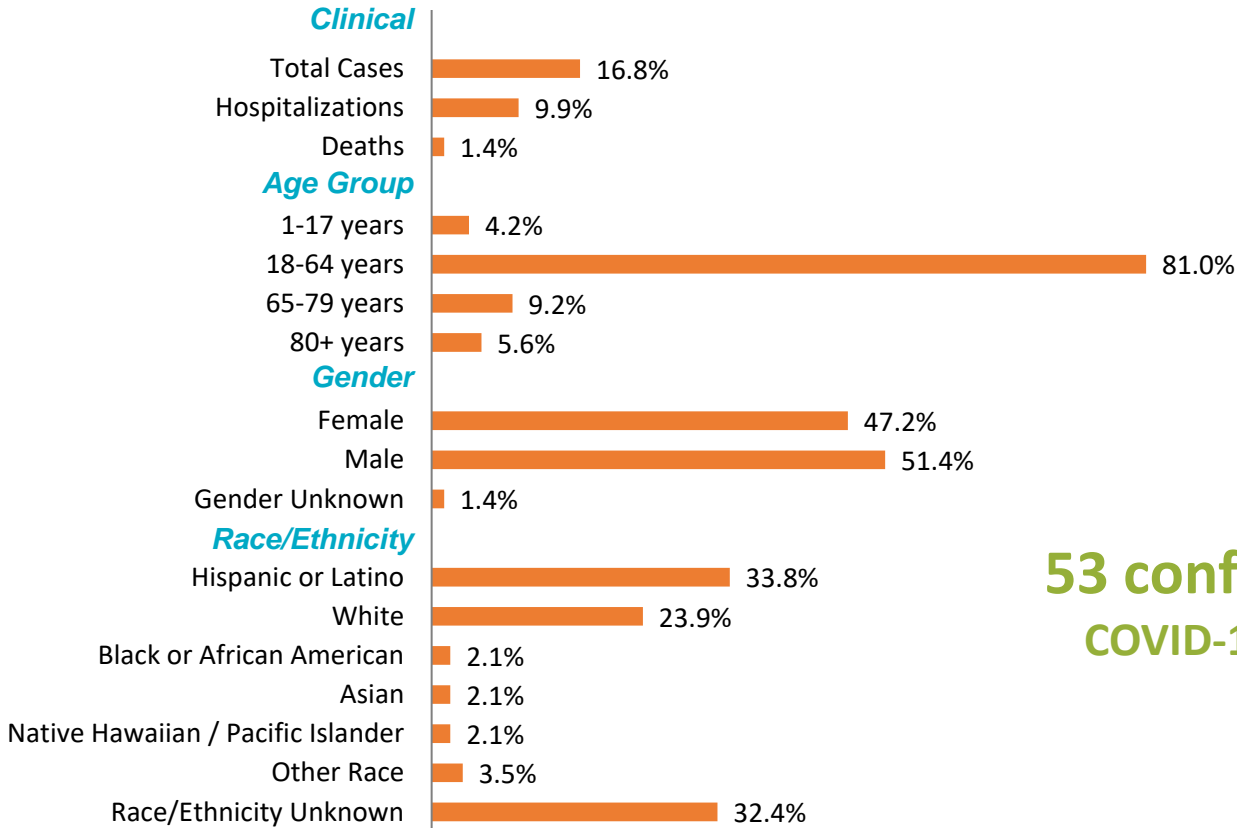
Prepared by County of San Diego, Health & Human Services Agency, Public Health Services, Epidemiology and Immunization Services Branch

2020-21 SEASON SUMMARY

July 1, 2020 - June 30, 2021



Selected Characteristics of Influenza Infections Co-Infected with SARS-CoV-2*, N=142



*Co-infections were identified as any positive influenza A/B tests and positive RT-PCR or antigen tests for SARS-CoV-2 (the causative agent of COVID-19) within one week of each other.

53 confirmed and 89 probable COVID-19 cases among the co-infections.

Preliminary Results

Data Source: San Diego County Communicable Disease Registry

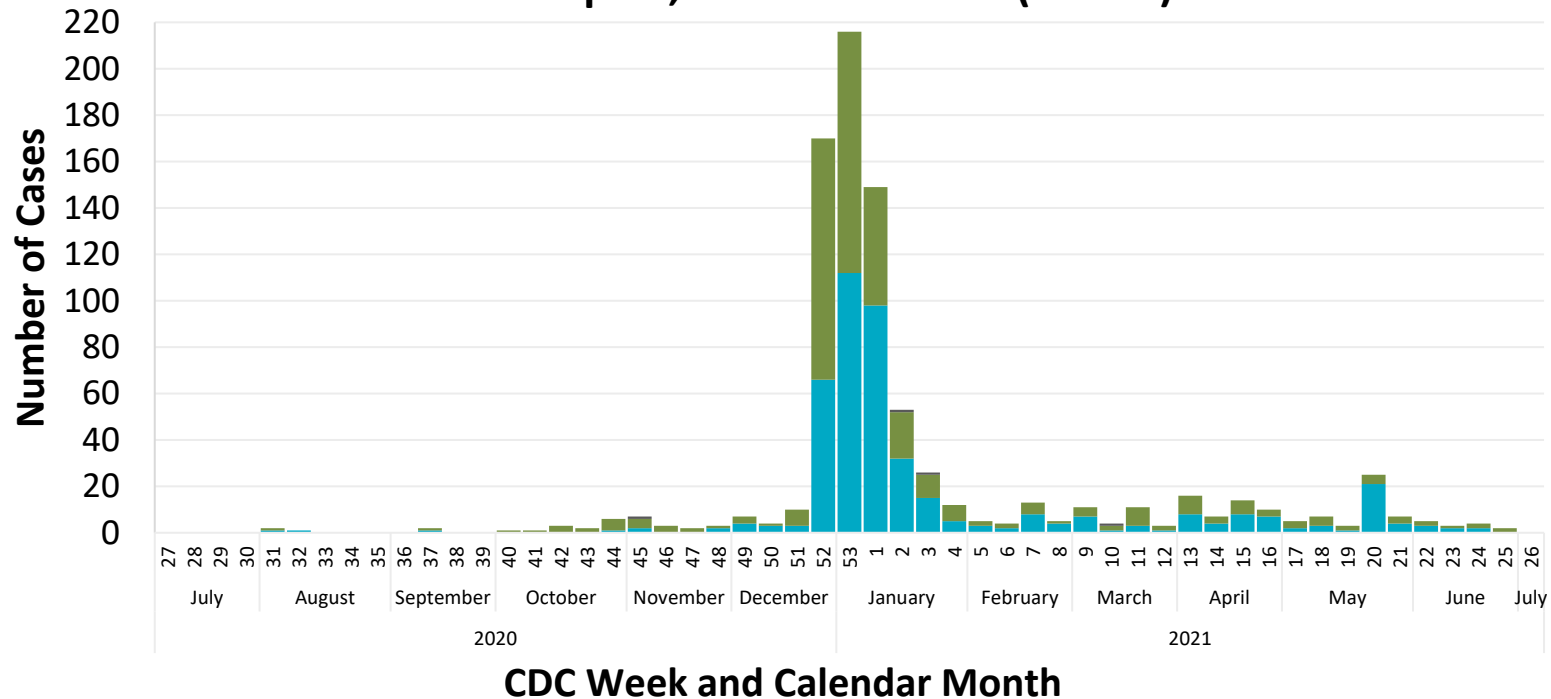
Prepared by County of San Diego, Health & Human Services Agency, Public Health Services, Epidemiology and Immunization Services Branch

2020-21 SEASON SUMMARY

July 1, 2020 - June 30, 2021



San Diego County Influenza Detections by Type and Week of Report, 2020-21 Season (N=844)



- Influenza A(H1N1)pdm09
- Influenza A(H3)
- Influenza B
- Influenza A
- Influenza B/Victoria
- Influenza B/Yamagata
- Influenza A/B

Preliminary Results

Data Source: San Diego County Communicable Disease Registry

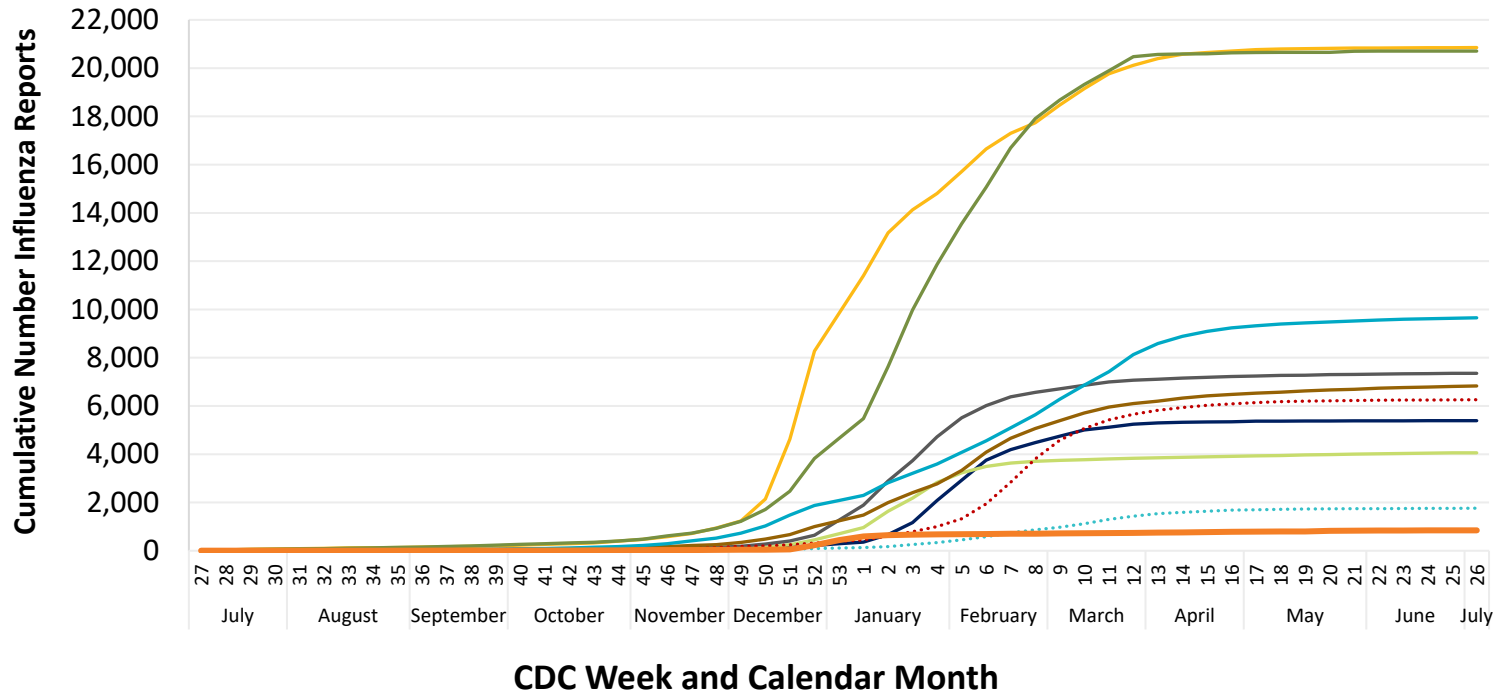
Prepared by County of San Diego, Health & Human Services Agency, Public Health Services, Epidemiology and Immunization Services Branch

2020-21 SEASON SUMMARY

July 1, 2020 - June 30, 2021



Cumulative Influenza Cases by CDC Episode Week* and Season



- 2020-21
- 2019-20
- 2018-19
- 2017-18
- 2016-17
- 2015-16
- 2014-15
- 2013-14
- 2012-13
- 2011-12

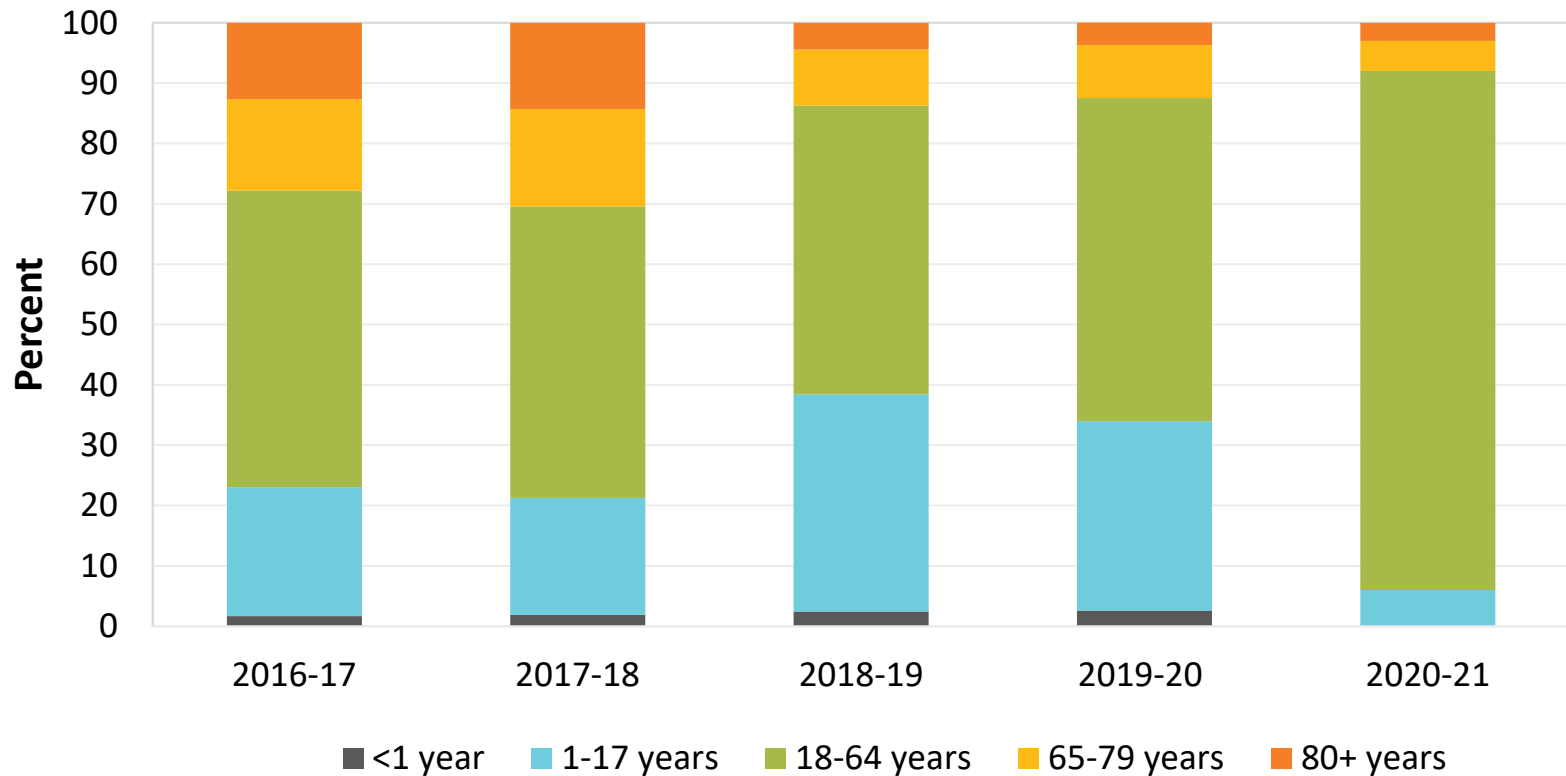
*If case did not have symptoms or illness onset date is unavailable, the earliest of specimen collection date, date of death, or date reported is used instead.

2020-21 SEASON SUMMARY

July 1, 2020 - June 30, 2021



Proportion of Influenza Cases by Age Group and Season



Preliminary Results

Data Source: San Diego County Communicable Disease Registry

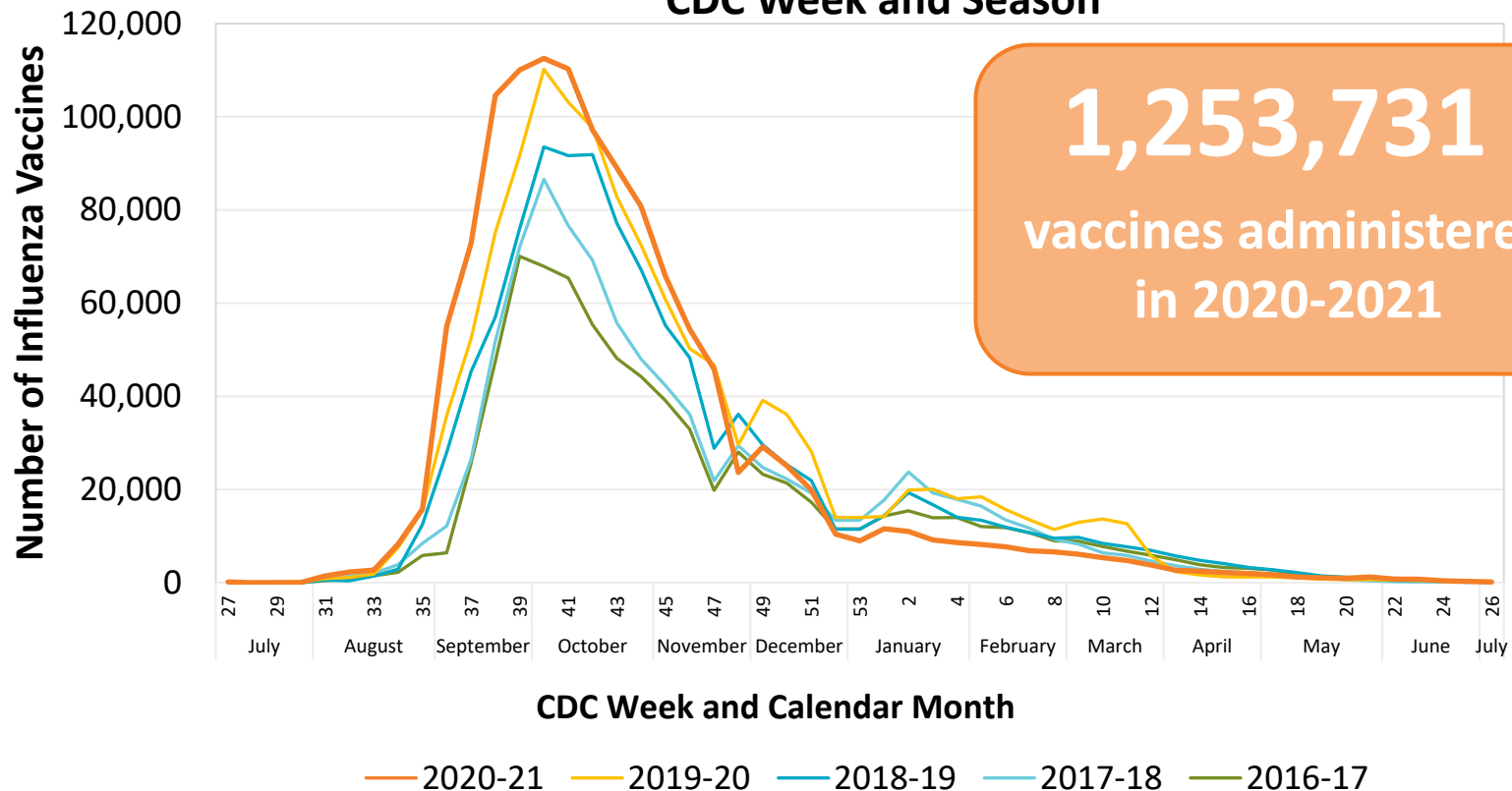
Prepared by County of San Diego, Health & Human Services Agency, Public Health Services, Epidemiology and Immunization Services Branch

2020-21 SEASON SUMMARY

July 1, 2020 - June 30, 2021



Number of Influenza Vaccinations Administered* by CDC Week and Season



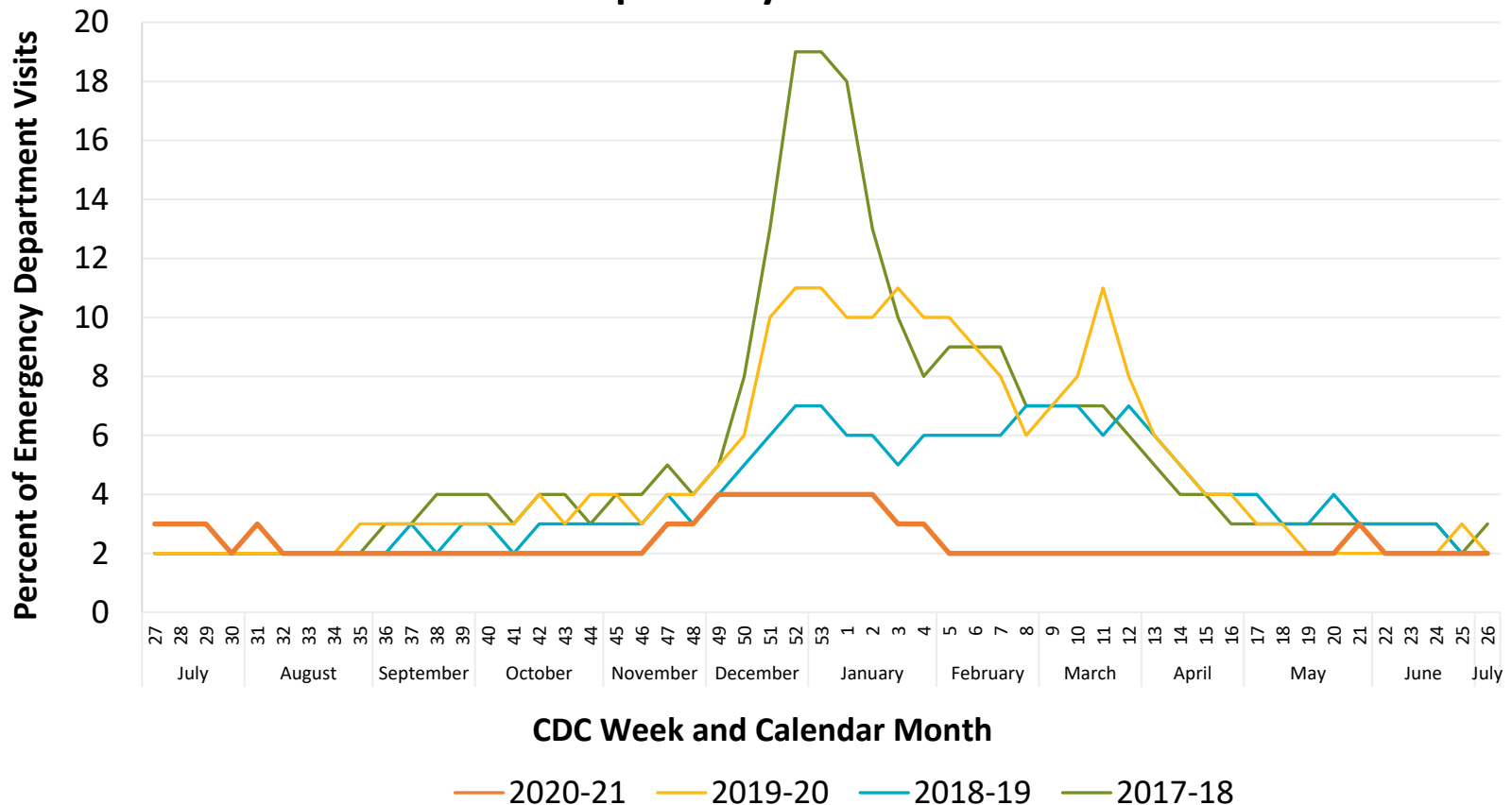
*Influenza vaccinations administered and entered into the San Diego Immunization Registry (SDIR). Week 52 data are repeated for week 53 for seasons that do not include week 53.

2020-21 SEASON SUMMARY

July 1, 2020 - June 30, 2021



Percent of Emergency Department Visits for ILI Chief Complaint by CDC Week and Season



Preliminary Results

Data Source: Emergency Department Complaint Data

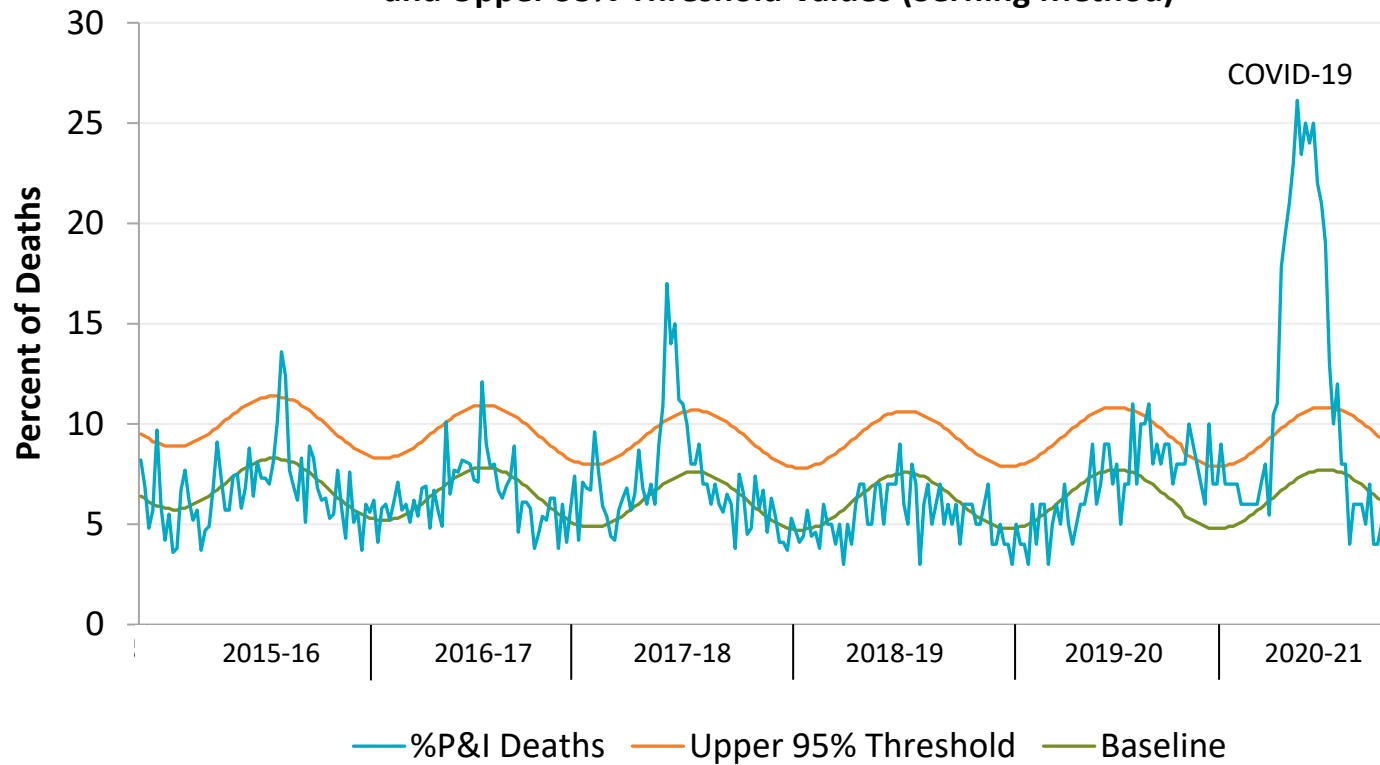
Prepared by County of San Diego, Health & Human Services Agency, Public Health Services, Epidemiology and Immunization Services Branch

2020-21 SEASON SUMMARY

July 1, 2020 - June 30, 2021



Percent of San Diego County Deaths Registered with Pneumonia and/or Influenza by CDC Week and Season Compared to Prior 5-Year Baseline and Upper 95% Threshold Values (Serfling Method)



Preliminary Results

Data Source: Vital Records Information System (VRIS)

Prepared by County of San Diego, Health & Human Services Agency, Public Health Services, Epidemiology and Immunization Services Branch

2020-21 SEASON SUMMARY

July 1, 2020 - June 30, 2021



LIVE WELL
SAN DIEGO

2 Deaths

Influenza A, subtype unknown

Both co-infected with
COVID-19

Time in between
COVID and flu tests:
1 day & 5 days



100%

Had underlying conditions



1

Known to be
vaccinated

Age
Range

65-73
years old

Preliminary Results

Data Source: San Diego County Communicable Disease Registry

Prepared by County of San Diego, Health & Human Services Agency, Public Health Services, Epidemiology and Immunization Services Branch



County of San Diego

INFLUENZA WATCH

March 3, 2021
Volume 20, Issue 20

Week 8
Ending 2/27/2021

Overview

Seasonal influenza activity has been very low in San Diego. The social distancing, hand washing, and mask wearing interventions instituted to reduce the transmission of SARS-CoV-2, the virus that causes COVID-19, can prevent influenza. This will be the last issue of the Influenza Watch for the 2020-21 season.

Key Points

Current Week 8 (ending 2/27/2021)

- 5 new influenza detections reported
- One influenza-related death reported
- 2% influenza-like illness (ILI) among emergency department visits
- 21% of death certificates registered with pneumonia and/or influenza

2020-21 FYTD Season Summary

701

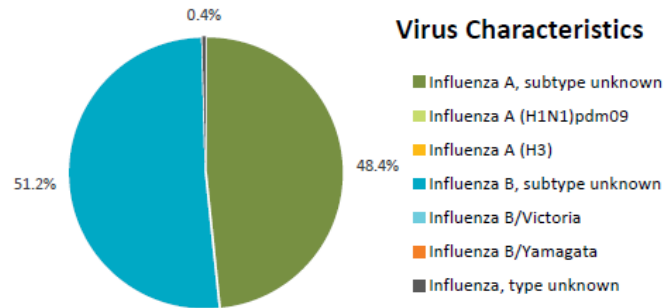
Total Cases

2

Deaths[†]

0

Outbreaks^{*}



Report Content Links

- Page 1: Current Season
- Page 2: [Communiqué Influenza Cases by Type](#)
- Page 3: [Activity Level Indicator](#)
- Page 4: [Influenza Epi Curve](#)
- Page 5: [Influenza Cases by Age SDIR Immunizations](#)
- Page 6: [Syndromic Indicators](#)
- Page 7: [ED ILI% and P&I Deaths](#)
- Page 8: [Deaths](#)
- Page 9: [Reporting Information](#)

Virus Characteristics

- Influenza A, subtype unknown
- Influenza A (H1N1)pdm09
- Influenza A (H3)
- Influenza B, subtype unknown
- Influenza B/Victoria
- Influenza B/Yamagata
- Influenza, type unknown



Influenza Watch

Go to www.sdepi.org to subscribe!

REPORTING FLU CASES



- **Please report positive influenza results to public health:**
 - **Lab results and demographics**
 - **Fax to 858-715-6458**
- **Please report influenza deaths**
- **Please report influenza outbreaks**

- **Questions about reporting? Call 619-692-8499**

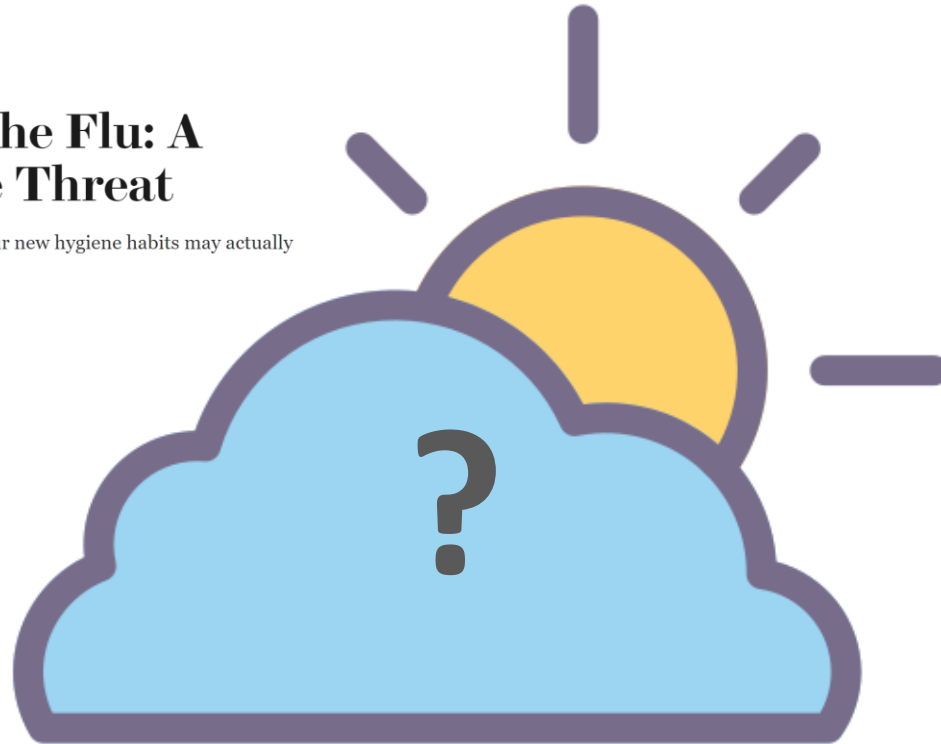


Flu Forecast

PUBLIC HEALTH

Coronavirus and the Flu: A Looming Double Threat

The two could come together, making things worse—or our new hygiene habits may actually reduce the flu's spread



CURRENT UPDATE

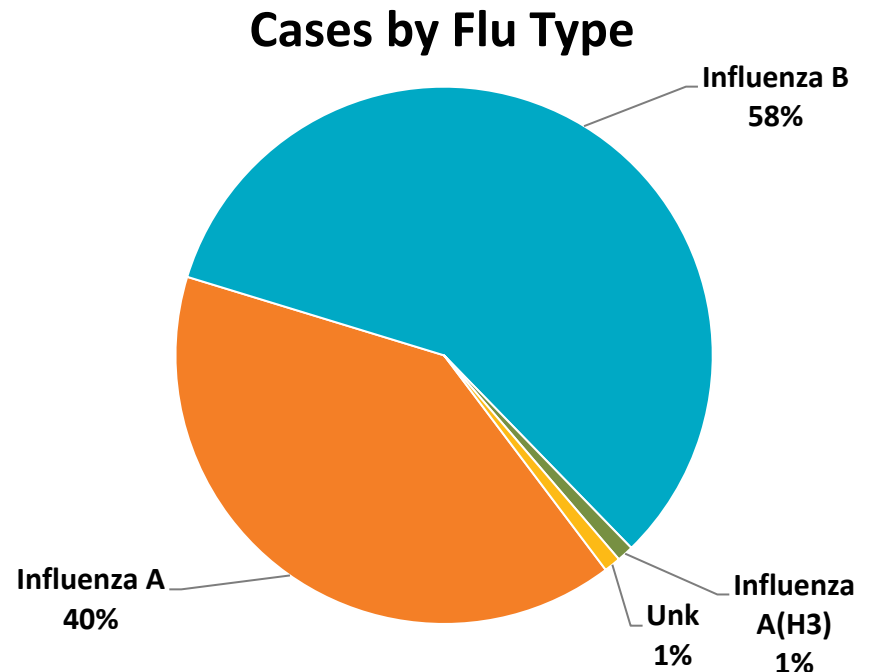
Reported Influenza Cases Since July 1, 2021



100 TOTAL REPORTED
INFLUENZA CASES

0 Deaths

0 Confirmed
outbreaks





THANK YOU!

Whitney.Webber@sdcounty.ca.gov
619-892-5499

Maci.Guzman@sdcounty.ca.gov
619-972-4649

ACKNOWLEDGEMENTS:

Collaborating Hospitals, Infection Control
Practitioners, Labs, and Healthcare Partners

San Diego Health Connect

County of San Diego



On May 17, 2016, the County of San Diego Health and Human Services Agency Division of Public Health Services received accreditation from the Public Health Accreditation Board.